

# Student Turnitin Quickstart Guide

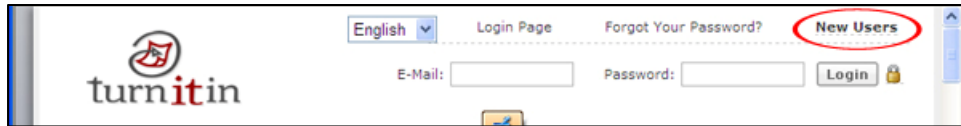
Turnitin, is a service that evaluates the originality of students' work by comparing their electronic documents to online sources and the Turnitin databases.

## Getting Started

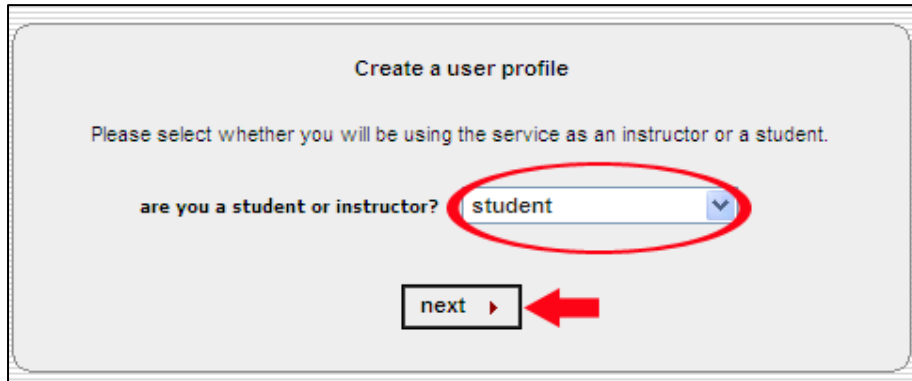
Students will receive a **class ID** and **enrollment password** from their instructor. Write down this information and keep it in a safe place. You will need this information in order to join your Turnitin class.

## Creating a Turnitin Account

1. Go to <https://www.turnitin.com>.
2. Then click on **New Users**.



3. Select **Student** from the drop down menu and click **Next**.



4. Enter the **class ID** and **class enrollment password** that your instructor has given you and then click **Next**. You will need this account information in order to continue with the profile creation process. Please do not share the account information with anyone outside of UMass Dartmouth and do not post this information to a public forum.

5. Enter your **email address**(this will also be your username) and click **Next**.

**Create a user profile**

All students must be enrolled in an active class. To enroll in a class, please enter the class ID number and class enrollment password that you were given by your instructor.

Please note that the password and pin code are case-sensitive. If you do not have this information, or the information you are entering appears to be incorrect, please contact your instructor.

Turnitin class ID:

Turnitin class enrollment password:

**Create a user profile**

Thank you! You have successfully joined the class:

**HST200**

The next step is to enter your email address, which will be your user name.

enter your email address:

6. Enter a password and then click **Next**.

**Create a user profile**

Now you will create your password.

Please keep in mind that your password is case sensitive (for example, paSS123 would be different than pass123), must be 6-12 characters long, and contain at least one letter and one number (for added security).

enter your password:

confirm your password:

7. Select a secret question and enter the question answer. Then click **Next**.

Create a new user profile

Next, please enter a secret question and answer combination. You will be asked for this combination if you ever forget your password and need to reset it.

secret question:

question answer:

8. Enter your first and last name and then click **Next**.

Create a user profile

Please enter your first and last name.

your first name:

your last name:

9. Read the user's agreement and then select "**I agree**" to create your profile.

Create a user profile

Please read our user agreement below. Select "I agree" to complete your user profile.

Turnitin and its services are maintained by iParadigms, LLC ["Licensor"], and offered to you, the user ["User"], conditioned on your acceptance without modification of the terms, conditions, and notices contained herein. Your use of this web site constitutes your agreement to all such terms, conditions, and notices.

**Personal and noncommercial use limitation**

[I disagree -- cancel profile](#) [I agree -- create profile](#)


The Turnitin profile creation process is now complete.. You may now login to your account at <https://www.turnitin.com> with your email address and password. Click "end wizard and login".

**Create a user profile (completed)**

Welcome! You have just enrolled in the class: **HST200**.

You are now ready to submit a paper.

To submit a paper, please login and click on the name of your class. You will be taken to your class portfolio page, which will look much like this:

#	assignment	submit
1	<a href="#">assignment 1</a> 07-17-03 07-10-03	

**click to submit**

Next to the name of your first assignment will be a submit button. Click the submit button to submit your first paper.


[end wizard and log in](#)

## Submitting Papers


1. Your class will now show up on the homepage when you login to Turnitin. Click on the class name to open the portfolio.

This is your student homepage. The homepage shows your enrolled classes. To enroll in a new class, click the enroll in a class button. Click a class name to open your portfolio for the class. From your portfolio, you can submit a paper.

[enroll in a class](#)

University of Massachusetts, Dartmouth				
class ID	enter a class	instructor	status	drop class
1933615	<a href="#">HST200</a>	<a href="#">Jones, S.</a>	active	

2. A list of assignments appears that your instructor has created and your submissions to the class. To submit a paper, click the Submit icon.

assignment list			your portfolio			
#	assignment	submit	title	submitted	contents	reviews
1	<a href="#">Assignment 1</a> 09-20-07 10-01-07					

3. You can submit your paper by selecting file upload and choosing a file to upload from your computer or cut and paste your text into the text box area. Type a title for your submission and then click Submit.

submit a paper by: **file upload** **submit** ▶

**file upload**  
cut & paste

**first name:** Student

**last name:** Turnitin

**submission title:** Assignment 1

browse for the file to upload:

hments\Assignment 1.doc

We currently accept document files of the following types: **MS Word, WordPerfect, PostScript, PDF, HTML, RTF, and plain text.**

File size limit:  
**~10.48576 MB**

4. Verify that this the paper you wish to submit and click the **yes, submit** button.

Is this the paper you want to submit? ➔ [yes, submit](#) [no, go back](#)

Assignment 1

The document named Open First contains your username and password for

5. You will receive a digital receipt for your submission and a confirmation will be sent to your email as well. Click the portfolio link to return to your portfolio area.

<b>Turnitin Digital Receipt</b>	<b>paper title:</b> <u>Assignment 1</u>
<a href="#">portfolio</a> 	<b>paper ID:</b> 49330263
	<b>author:</b> Turnitin, Student

Assignment 1

In the portfolio area, students can review their submissions and in some cases may also view their originality report if enabled by the instructor.

assignment list			your portfolio			
#	assignment	submit	title	submitted	contents	reviews
1	<a href="#">Assignment 1</a> 07-27-07 10-01-07		<a href="#">Assignment 1</a>	08-10-07	0%	0

## Getting Help

**If you need a class ID and enrollment password, please contact your instructor.**

If you forget your Turnitin password, please go to <https://www.turnitin.com> and click the Forget Your Password link to proceed through the reset process.

For questions or assistance with Turnitin, please contact the Turnitin Helpdesk (24/7) at <http://www.turnitin.com/help/helpdesk.asp?svr=>

Prior to contacting the helpdesk, please review the Turnitin Knowledge Base at [http://www.turnitin.com/static/Knowledge\\_center/Knowledge\\_base.asp](http://www.turnitin.com/static/Knowledge_center/Knowledge_base.asp)